

Grating in PP and in strong PP



Grating in PP Black Strong



Stainless Steel Grating









Product	Size (PxLxH)
Stainless Steel Grating	130 x 1000 x 20
Stainless Steel Grating	200 x 500 x 20
Stainless Steel Grating	200 x 1000 x 20
Galvanized Steel Grating	130 x 1000 x 20
Galvanized Steel Grating	200 x 500 x 20
Galvanized Steel Grating	200 x 1000 x 20

B125 Galvanized Steel Grating
Anti-heel 33x11










C250 Galvanized Steel Grating
Anti-heel 33x33




Product	Size (PxLxH)
 Grating B125 Anti-heel	130 x 1000 x 20
 Grating B125 33x33	130 x 1000 x 20
 Grating B125 33x33	200 x 1000 x 20
 Grating C250 33x33	130 x 1000 x 20
 Grating C250 33x33	200 x 500 x 20
 Grating C250 33x33	200 x 1000 x 20

Spheroidal Graphite Cast
Iron Grating



Product	Size (PxLxH)
 Grating in Cast Iron B125	130 x 500 x 20
 Grating in Cast Iron B125	200 x 500 x 20
 Grating in Cast Iron C250	130 x 500 x 20
 Grating in Cast Iron C250	200 x 500 x 20
 Grating in Cast Iron D400	130 x 500 x 20
 Grating in Cast Iron D400	200 x 500 x 20



TAURUS CHANNEL



from



Technical Characteristics:

The new line of TAURUS Channel is made in high density polyethylene and is a practical and economical alternative to the traditional systems of assemblation and canalization that are made in cement or CLS polymeric. The method the new line is manufactured it allows for easy transportation and storage. Moreover the material is totally recyclable.

The TAURUS Channel adheres to the UNI EN 1433 standard in respect of draining channel requirements for areas liable to pedestrian and vehicles transit:

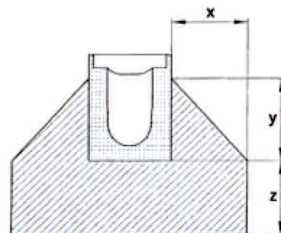
- classification
- planning requirements
- test requirements
- marking
- conformity valuation

Products Range:

Product	Size (PxHxL)
Channel Taurus	130 x 40 x 1000
Channel Taurus Plus	130 x 75 x 1000
Channel Taurus	130 x 150 x 1000
Channel Taurus	200 x 75 x 1000
Channel Taurus	200 x 150 x 1000

Recommendations for the pipelaying:

The ground that support the Channel is fundamental to correct pipelaying. It has to be properly prepared so that it can absorb and split the stresses without resolving in any sinking. This would compromise the functionality of the laid channel. Another extremely important element is the concrete that wraps up and holds the channel. It is highly important that the material that has been used is fluid enough (consistance class S4 (fluid) or S5 (superfluid) (UNI9858 Ministry of Public Works guidelines) so that the concrete can join the less accessible areas, gain the right compaction and a complete filling up of the gaps without difficulties, while considering the usual causes of vibration that are available in a yard.



It is advisable to use stone aggregates with a maximum diameter (d max) of 15mm, to use a water – concrete ratio of 0,4-0,5, a proper cement ratio of 300-400 kg/m³ and obviously a precise casting seasoning. The whole procedure results in the minimum cement resistance of compression of $r_{ck} \geq 25$ N/mm. The excavation Siment has to be done in the way that it allows some buttreses as required by the UNI EN 1433:2004 standard with the following minimum values:

Description	"X"	"Y"	"Z"
Taurus Channel 130x45x1000	135	140	120
Taurus Channel 130x150x1000	135	140	120
Taurus Channel 200x75x1000	100	140	120
Taurus Channel 200x150x1000	100	140	120

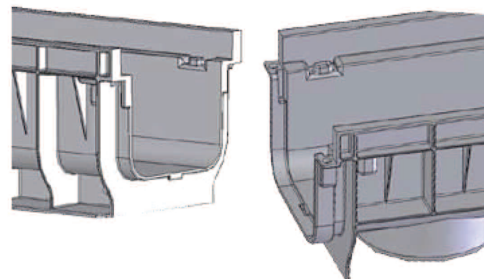
New Taurus Plus

Taurus Plus – the new PE-HD Channel generations:

Dakota's experience in the field of building plastic products allowed us to bring an evolution of the product to the market.

The Taurus Plus Channel is currently available in the 130x75x1000 mm size and offers the following advantages:

- joints and hookings along the whole channel section for a faster and safer assembly;
- joints, hookings shape and collocation for a correct and rapid pipelaying from valley to mountain;
- reinforcement reeds to guarantee more resistance and stability in the pipelaying casting stage;
- the attention to design makes this channel extremely versatile, allowing for using corners without the need for angle or corner pieces;
- new hooking with a click-head that is watertight.



Taurus Channel Accessories



Taurus siphoned catch-pit

Products Range:

Product	Size (PxHxL)
Siphoned catch-pit 130	130 x 500 x 400
Siphoned catch-pit 200	200 x 500 x 400

Realized in High-Density Polyethylene, it can be used on 130 and 200 width channel. It is manufactured with external stiffening ribs that guarantee a high resistance.

Gratings

Products Range:

Product	Size (PxLxH)
Grating in PP	130 x 500 x 20
Grating in PP	200 x 500 x 20
Grating in PP Strong	130 x 500 x 20
Grating in PP Strong	200 x 500 x 20
Grating light traffic PP	
Black Strong	130 x 500 x 20
Grating light traffic PP	
Black Strong	200 x 500 x 20